

## Section 4.1 Cloze Activity

Chapter 4

Name \_\_\_\_\_ Date \_\_\_\_\_

Use with textbook pages 102–110.

### Describing matter

Read section 4.1 about describing matter.

#### Vocabulary

liquid	property	gas	states of matter
chemistry	boiling point	solid	temperature
matter	quantitative property	qualitative property	melting point

Use the terms in the vocabulary box to fill in the blanks. Use each term only once.

- \_\_\_\_\_ is what makes up every living thing and material object.
- The study of matter and its changes is known as \_\_\_\_\_.
- The \_\_\_\_\_ is the temperature at which a given liquid changes to a gas.
- A state of matter with no fixed shape or volume that will completely fill its container is a(n) \_\_\_\_\_.
- A(n) \_\_\_\_\_ is a characteristic or feature of matter.
- \_\_\_\_\_ is a measure of how hot or cold something is.
- A characteristic of matter that you describe using words is a(n) \_\_\_\_\_.
- A characteristic of matter that you describe using a numerical value is a(n) \_\_\_\_\_.
- A(n) \_\_\_\_\_ is a state of matter that has a fixed volume but no fixed shape.
- The temperature at which a solid changes to a liquid is the \_\_\_\_\_.
- \_\_\_\_\_ are the different forms in which matter is found.
- A(n) \_\_\_\_\_ is a state of matter that has a fixed shape and a fixed volume.

Name \_\_\_\_\_ Date \_\_\_\_\_


Use with textbook pages 102–110.

## States of matter


Drawing a picture is a useful way to show what you know about a concept. Draw pictures of samples of matter that you would find in the gas, liquid, and solid states.

Draw a picture to show one example of a type of matter that you would find in the solid, liquid, or gas state at normal temperatures. For example, for a solid, you could draw a brick. Label your drawings.


### 1. Solid



### 2. Liquid



### 3. Gas



Name \_\_\_\_\_ Date \_\_\_\_\_

Use with textbook pages 102–110

## Describing matter

When people ask questions, they often use terms like who, what, where, when, why, or how to create the question. What are left over are the key words. The key words in each question below are underlined.

Answer the questions below. Use the key words underlined in the question to help you write your answers. Use complete sentences.

1. What are two examples of things that are not matter?

\_\_\_\_\_

2. What do you use to observe matter?

\_\_\_\_\_

3. Why must you never use the sense of taste to observe matter in science class?

\_\_\_\_\_

4. What is an example of a quantitative property of matter?

\_\_\_\_\_

5. What is an example of a qualitative property of matter?

\_\_\_\_\_

6. What are the three states of matter on Earth?

\_\_\_\_\_

7. At what temperature does water freeze (become a solid)?

\_\_\_\_\_

8. What is the boiling point of water?

\_\_\_\_\_

Name \_\_\_\_\_ Date \_\_\_\_\_

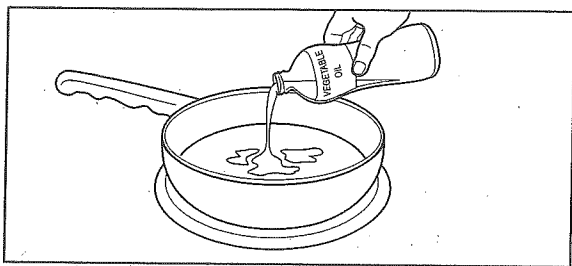
Use with textbook pages 102–110.

## Quantitative properties of matter

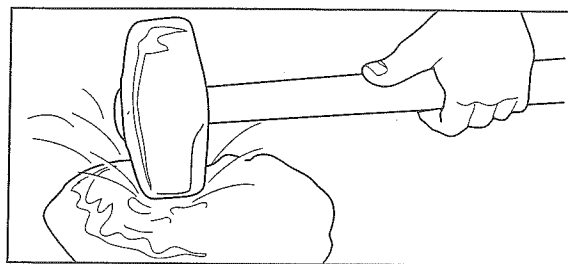
Read about some quantitative properties of matter on page 109.

Which quantitative property of matter is shown in each picture below?

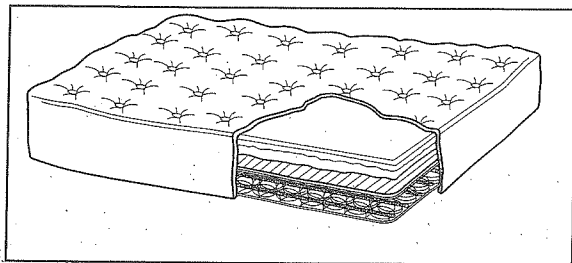
Explain your answer.



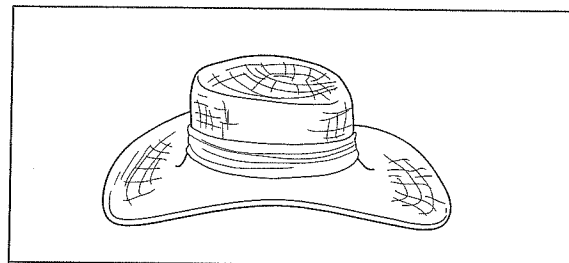
1. \_\_\_\_\_  
\_\_\_\_\_  
\_\_\_\_\_




4. \_\_\_\_\_  
\_\_\_\_\_  
\_\_\_\_\_



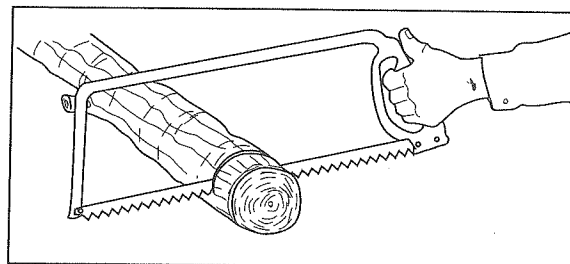
2. \_\_\_\_\_  
\_\_\_\_\_  
\_\_\_\_\_



5. \_\_\_\_\_  
\_\_\_\_\_  
\_\_\_\_\_



3. \_\_\_\_\_  
\_\_\_\_\_  
\_\_\_\_\_



6. \_\_\_\_\_  
\_\_\_\_\_  
\_\_\_\_\_